
Annual Statement

·
·
· **OF THE FINANCIAL CONDITION**
· **OF THE FALMOUTH RETIREMENT BOARD**
· **TO THE PUBLIC EMPLOYEE RETIREMENT ADMINISTRATION COMMISSION**
· **FOR THE YEAR ENDED 12/31/2018**
·
·

Annual Statement for the Year Ended December 31, 2018 of the conditions and Affairs of the Falmouth Retirement Board.

Organized Under the Laws of the Commonwealth of Massachusetts to the Public Employee Retirement Administration Commission.

Date of Certificate 02/14/1941

Effective Date 07/01/1941

ADMINISTRATION OFFICE

80 Davis Straits, Suite 102
Street & Number

Falmouth, MA 02540
City/Town, State and Zip Code

(508) 457-0578
Telephone Number

We, the undersigned, members of the Falmouth Retirement Board certify under penalties of perjury, that that we are the official board members of said retirement system, and that on the thirty-first date of December last, all of the herein-described assets were the absolute property of said retirement system, free and clear from any liens or claims thereon, except as stated, and the following statements, with the schedules and explanations therein contained, annexed, or referred to, are a full and correct exhibit of all of the assets, liabilities, income and disbursements, changes in fund balances, and the conditions and affairs of said retirement system on the said thirty-first date of December last, and for the year ended on that date, according to the best of our information, knowledge, and belief respectively.

Board Of Retirement

Ex-Officio Member


Jennifer P. Petit
(Name)


(Signature)

Appointed Member

Term Expires 06/30/2021


Paul J. Slivinski
(Name)


(Signature)

Elected Member

Term Expires 10/30/2019

Russell R. Ferreira (Chairman)
(Name)


(Signature)

Elected Member

Term Expires 05/25/2020


Craig B. O'Malley
(Name)


(Signature)

Member Appointed by Other Members

Term Expires 06/30/2021

Ellen K. Philbin
(Name)


(Signature)

Investment Managers

Managers Listed on Next Page

Investment Consultant

Wainwright Investment Counsel, LLC

One Boston Place, 41st Floor, Boston MA 02108

Custodian

People's United Bank

240 Cabot Street, Beverly MA 01915



Falmouth Retirement System

80 DAVIS STRAITS, SUITE 102 • FALMOUTH, MA 02540

TELEPHONE: (508) 457-0578

FACSIMILE: (508) 540-9962

WWW.FALMOUTHRETIREMENT.ORG

2018 Investment Managers

Earnest Partners

1180 Peachtree Street, Suite 2300
Atlanta, GA 30309

Hamilton Lane Advisors, L.L.C.

One Presidential Boulevard, 4th Floor
Bala Cynwyd, PA 19004

INVESCO

100 Federal Street, 28th Floor
Boston, MA 02110

LMCG Investments, L.L.C.

200 Clarendon Street, 28th Floor
Boston, MA 02116

Metropolitan Real Estate Equity Management, L.L.C.

135 East 57th Street, 16th Floor
New York, NY 10022

Principal Global Investors, L.L.C.

4755 North Outer 40 Road, Suite 108
Chesterfield, MO 63017

Seizert Capital Partners

185 Oakland Avenue, Suite 100
Birmingham, MI 48009

State Street Global Advisors

State Street Financial Center
One Lincoln Street
Boston, MA 02111

Dimensional Fund Advisors

6300 Bee Cave Road, Building One
Austin, TX 78746

H.G.K. Asset Management, Inc.

Newport Tower
525 Washington Boulevard
Jersey City, NJ 07310

Intercontinental Real Estate Corporation

1270 Soldiers Field Road
Boston, MA 02135-1003

Lexington Partners, Inc.

660 Madison Avenue
New York, NY 10021

Mesirow Financial Services, Inc.

350 North Clark Street
Chicago, IL 60610

P.R.I.M. Board

84 State Street
Boston, MA 02109

RhumblLine Advisers

265 Franklin Street, 21st Floor
Boston, MA 02110

Siguler Guff & Company, L.L.C.

825 Third Avenue, 10th Floor
New York, NY 10022

ANNUAL STATEMENT BALANCE TESTS

1. ASSET BALANCE

Assets Previous Year	144,373,877.31
Income Current Year	3,456,749.40
Disbursements Current Year	14,173,425.24
Assets Current Year	133,657,201.47

2. ASSET DIFFERENCE

Assets Current Year	133,657,201.47
Assets Previous Year	144,373,877.31
Difference	-10,716,675.84

3. INCOME DIFFERENCE

Income Current Year	3,456,749.40
Disbursements Current Year	14,173,425.24
Difference	-10,716,675.84

4. FUND CHANGE DIFFERENCE

Total Fund Change Credits Current Year	6,596,708.29
Total Fund Change Debits Current Year	-17,313,384.13
Difference	-10,716,675.84

Note: The difference as a result of tests 2, 3 and 4 should be the same.

Annual Statement of the Falmouth Retirement Board for the Year Ended December 31, 2018.

ASSETS & LIABILITIES

	<u>2018</u>	<u>2017</u>	<u>2016</u>
1. 1040 Cash	5,115,455.20	6,510,212.60	1,692,135.61
2. 1100 Short Term Investments	0.00	0.00	0.00
3. 1180 Fixed Income Securities	0.00	0.00	0.00
4. 1170 Equities	23,512,754.09	28,186,124.85	26,535,056.32
5. 1101 Pooled Short Term Funds	0.00	0.00	0.00
6. 1172 Pooled Domestic Equity Funds	25,517,106.84	28,933,545.86	25,220,627.60
7. 1173 Pooled International Equity Funds	20,114,914.22	25,245,651.76	19,227,492.14
8. 1174 Pooled Global Equity Funds	0.00	0.00	0.00
9. 1181 Pooled Domestic Fixed Income Funds	22,916,040.20	21,455,468.86	20,648,969.67
10. 1182 Pooled International Fixed Income Funds	0.00	0.00	2,789,782.01
11. 1183 Pooled Global Fixed Income Funds	0.00	0.00	0.00
12. 1193 Pooled Alternative Investments	5,709,975.92	4,373,728.48	4,532,640.00
13. 1194 Pooled Real Estate Funds	16,696,256.03	15,389,527.09	11,195,734.19
14. 1195 Pooled Domestic Balanced Funds	0.00	0.00	0.00
15. 1196 Pooled International Balanced Funds	0.00	0.00	0.00
16. 1197 Hedge Funds	14,223,122.57	14,447,946.77	11,668,327.42
17. 1198 PRIT Cash	0.00	0.00	0.00
18. 1199 PRIT Fund	0.00	0.00	0.00
19. 1550 Interest Due and Accrued	0.00	0.00	0.00
20. 1350 Prepaid Expenses	0.00	0.00	0.00
21. 1398 Accounts Receivable (A)	0.00	0.00	3,648,316.42
22. 1910 Land	0.00	0.00	0.00
23. 1920 Buildings	0.00	0.00	0.00
24. 1929 Accumulated Depreciation – Buildings	0.00	0.00	0.00
25. 2020 Accounts Payable (A)	(-148,423.60)	(-168,328.96)	(-108,668.83)
TOTAL	<u>133,657,201.47</u>	<u>144,373,877.31</u>	<u>127,050,412.55</u>
FUNDS			
1. 3293 Annuity Savings Fund	32,063,377.38	31,172,746.56	30,204,786.99
2. 3294 Annuity Reserve Fund	11,258,163.21	11,237,626.23	11,185,780.81
3. 3295 Military Service Fund	10,293.77	10,283.49	10,273.22
4. 3296 Pension Fund	8,872,973.42	8,886,505.99	8,965,343.05
5. 3298 Expense Fund	0.00	0.00	0.00
6. 3297 Pension Reserve Fund	81,452,393.69	93,066,715.04	76,684,228.48
TOTAL ASSETS AT MARKET VALUE	<u>133,657,201.47</u>	<u>144,373,877.31</u>	<u>127,050,412.55</u>

(A) Specific details for Accounts Receivable and Accounts Payable are to be disclosed on Schedule A

Annual Statement of the Falmouth Retirement Board for the Year Ended December 31, 2018.

RECEIPTS

	2018	2017	2016
1. Annuity Savings Fund:			
(a) 4891 Members' Deductions	2,976,862.74	2,918,549.00	2,850,206.18
(b) 4892 Transfers from Other Systems	369,338.62	330,058.22	227,553.92
(c) 4893 Member Make Up Payments and Redeposits	37,669.09	83,287.62	42,664.46
(d) 4900 Member Payments from Rollovers	0.00	7,756.33	9,394.05
(e) Investment Income Credited to Members' Accounts	49,478.31	43,497.53	31,321.03
Subtotal	3,433,348.76	3,383,148.70	3,161,139.64
2. Annuity Reserve Fund:			
(a) 4750 Recovery of Annuity from Reinstatement	0.00	0.00	0.00
(b) Investment Income Credited to Annuity Reserve Fund	333,600.87	325,520.02	319,025.36
Subtotal	333,600.87	325,520.02	319,025.36
3. Pension Fund:			
(a) 4898 3(8)(c) Reimbursements from Other Systems	341,203.26	296,876.96	494,894.86
(b) 4899 Received from Commonwealth for COLA & Survivor Bft	103,970.13	37,137.48	114,257.82
(c) 4894 Pension Fund Appropriation	8,109,945.00	7,661,010.00	7,296,200.00
(d) 4840 Workers Compensation Settlement	0.00	5,000.00	0.00
(e) 4751 Recovery of Pension from Reinstatement	0.00	0.00	0.00
(f) 4841 Recovery of 91A Overearnings	0.00	0.00	0.00
Subtotal	8,555,118.39	8,000,024.44	7,905,352.68
4. Military Service Fund:			
(a) 4890 Contributions Received from Municipality	0.00	0.00	0.00
(b) Investment Income Credited	10.28	10.27	10.26
Subtotal	10.28	10.27	10.26
5. Expense Fund:			
(a) 4896 Expense Fund Appropriation	0.00	0.00	0.00
(b) Investment Income Credited to Expense Fund	1,344,723.49	1,117,784.23	938,849.32
Subtotal	1,344,723.49	1,117,784.23	938,849.32
6. Pension Reserve Fund:			
(a) 4897 Federal Grant Reimbursement	0.00	5,647.00	5,725.00
(b) 4895 Pension Reserve Appropriation	0.00	0.00	0.00
(c) 4822 Interest Not Refunded	4,933.55	9,982.12	979.13
(d) 4825 Miscellaneous Income	0.00	0.00	2.79
(e) Excess Investment Income	-10,214,985.94	17,937,615.44	9,898,320.85
Subtotal	-10,210,052.39	17,953,244.56	9,905,027.77
TOTAL RECEIPTS	3,456,749.40	30,779,732.22	22,229,405.03

Annual Statement of the Falmouth Retirement Board for the Year Ended December 31, 2018.

DISBURSEMENTS

	2018	2017	2016
1. Annuity Savings Fund:			
(a) 5757 Refunds to Members	546,309.96	197,505.65	143,099.55
(b) 5756 Transfers to Other Systems	260,718.05	405,099.17	251,289.95
Subtotal	807,028.01	602,604.82	394,389.50
2. Annuity Reserve Fund:			
(a) 5750 Annuities Paid	2,048,728.78	2,086,258.91	1,881,126.78
(b) 5759 Option B Refunds	0.00	0.00	0.00
Subtotal	2,048,728.78	2,086,258.91	1,881,126.78
3. Pension Fund:			
(a) 5751 Pensions Paid	9,468,523.71	9,270,531.92	8,890,865.04
Regular Pension Payments	7,431,723.97	7,236,241.72	7,040,420.92
Survivorship Payments	436,144.26	380,232.21	309,394.47
Ordinary Disability Payments	57,769.92	56,929.92	67,104.96
Accidental Disability Payments	1,363,760.42	1,421,422.45	1,301,452.37
Accidental Death Payments	136,291.69	125,507.04	123,557.04
Section 101 Benefits	42,833.45	50,198.58	48,935.28
(b) 5755 3(8)(c) Reimbursements To Other Systems	504,421.25	379,087.58	255,499.22
(c) 5752 COLAs Paid	0.00	0.00	0.00
(d) 5753 Chapter 389 Beneficiary Increase Paid	0.00	0.00	0.00
Subtotal	9,972,944.96	9,649,619.50	9,146,364.26
4. Military Service Fund:			
(a) 4890 Return to Municipality for Members who Withdrew Funds	0.00	0.00	0.00
Subtotal	0.00	0.00	0.00
5. Expense Fund:			
(a) 5118 Board Member Stipend	3,000.00	3,000.00	3,000.00
(b) 5119 Salaries	170,054.00	166,378.27	160,815.47
(c) 5120 Benefits	0.00	0.00	0.00
(d) 5304 Management Fees	851,185.59	633,343.08	479,104.43
(e) 5305 Custodial Fees	65,729.66	65,613.76	64,769.25
(f) 5307 Investment Consultant Fees	100,000.00	100,000.00	100,000.00
(g) 5308 Legal Expenses	23,352.00	15,507.94	15,441.45
(h) 5309 Medical Expenses	0.00	278.12	597.31
(i) 5310 Fiduciary Insurance	6,269.00	6,133.00	6,047.00
(j) 5311 Service Contracts	57,395.67	50,303.72	35,574.41
(k) 5312 Rent Expense	39,825.60	39,111.90	38,874.00
(l) 5315 Professional Services	0.00	0.00	0.00
(m) 5316 Actuarial Services	0.00	0.00	0.00
(n) 5317 Accounting Services	8,000.00	8,000.00	8,000.00
(o) 5320 Education And Training	2,890.00	3,250.00	3,050.00
(p) 5589 Administrative Expenses	15,054.88	25,076.84	20,695.75
(q) 5599 Furniture and Equipment	0.00	0.00	1,137.96
(r) 5719 Travel	1,967.09	1,787.60	1,742.29
(s) 5829 Depreciation Expense: Building	0.00	0.00	0.00
Subtotal	1,344,723.49	1,117,784.23	938,849.32
TOTAL DISBURSEMENTS	14,173,425.24	13,456,267.46	12,360,729.86

Annual Statement of the Falmouth Retirement Board for the Year Ended December 31, 2018.

INVESTMENT INCOME

	2018	2017	2016
Investment Income received from:			
(a) Cash (from Schedule 1)	82,438.61	23,778.13	1,588.31
(b) Short Term Investments (from Schedule 2)	0.00	0.00	0.00
(c) Fixed Income Securities (from Schedules 3A and 3C)	0.00	0.00	0.00
(d) Equities (from Schedules 4A and 4C)	376,371.76	336,733.17	512,437.48
(e) Pooled Funds (from Schedule 5)	1,814,956.08	1,226,828.43	1,278,907.30
(f) Commission Recapture and Securities Litigation	0.00	0.00	0.00
4821 TOTAL INVESTMENT INCOME	2,273,766.45	1,587,339.73	1,792,933.09
Plus:			
4884 Realized Gains (Profits)	3,906,413.45	3,757,992.03	1,203,156.11
4886 Unrealized Gains (Increase in Market Value)	9,690,818.39	18,378,832.42	17,764,854.60
1550 Interest Due & Accrued on Fixed Income Securities at End Of Current Year	0.00	0.00	0.00
Less:			
4823 Paid Accrued Interest on Fixed Income Securities	0.00	0.00	0.00
4885 Realized Losses	628,340.56	1,012,366.71	988,493.11
4887 Unrealized Losses (Decrease in Market Value)	23,681,904.41	3,287,369.98	8,584,923.87
1550 Interest Due and Accrued on Fixed Income Securities Prior Year	0.00	0.00	0.00
Additional Adjustments:			
4701 Carried Interest Expense	25,396.15	0.00	0.00
4702 Equalization Expense	0.00	0.00	0.00
4703 Miscellaneous Investment Expenses	22,530.16	0.00	0.00
NET INVESTMENT INCOME	-8,487,172.99	19,424,427.49	11,187,526.82
Income required:			
Annuity Savings Fund (from Supplementary Schedule)	49,478.31	43,497.53	31,321.03
Annuity Reserve Fund	333,600.87	325,520.02	319,025.36
Expense Fund	1,344,723.49	1,117,784.23	938,849.32
Military Service Fund	10.28	10.27	10.26
TOTAL INCOME REQUIRED	1,727,812.95	1,486,812.05	1,289,205.97
Net Investment Income	-8,487,172.99	19,424,427.49	11,187,526.82
Less Income Required	1,727,812.95	1,486,812.05	1,289,205.97
EXCESS INCOME TO PENSION RESERVE FUND	-10,214,985.94	17,937,615.44	9,898,320.85

Annual Statement of the Falmouth Retirement Board for the Year Ended December 31, 2018.

MEMBERSHIP FOR CURRENT YEAR

ACTIVE MEMBERS	Group 1	Group 2 & 4	TOTAL
Active Membership, Dec. 31st, Previous Year	448	119	567
Inactive Membership, Dec. 31st, Previous Year	125	8	133
Enrolled During Current Year	65	6	71
Transfers Between Groups	0	0	0
Reinstatements of Disabled Members	0	0	0
SUBTOTAL	65	6	71
Deduct:			
Death	1	0	1
Withdrawals	35	5	40
Retirements	18	0	18
SUBTOTAL	54	5	59
Active Membership, Dec. 31st, Current Year	451	119	570
Inactive Membership, Dec. 31st, Current Year	133	9	142

RETIRED MEMBERS, BENEFICIARIES & SURVIVORS

Retired, Beneficiary and Survivor Membership, Dec. 31st, Previous Year	275	120	395
Retirements During the Year			
Superannuation	18	1	19
Ordinary Disability	0	0	0
Accidental Disability	0	0	0
Termination Retirement Allowance	0	0	0
Beneficiary of Deceased Retiree	2	0	2
Survivor Benefits from Active Membership	0	0	0
SUBTOTAL	20	1	21
Deduct:			
Deaths of Retired Members	10	3	13
Termination of Survivor Benefits	1	0	1
Reinstatements of Disabled Pensions	0	0	0
SUBTOTAL	11	3	14
Retired Membership, Dec. 31st, Current Year			
Superannuation	249	74	323
Ordinary Disability	0	2	2
Accidental Disability	11	27	38
Termination	0	0	0
Beneficiaries from Accidental Deaths	2	4	6
Beneficiaries from Section 100	0	0	0
Beneficiaries from Section 101	1	3	4
Beneficiaries under Option C	10	6	16
Option (D) Survivor Allowance	11	2	13
Section 12B Survivor Allowance	0	0	0

Total Retired, Beneficiary and Survivor Membership, Dec. 31st, Current Year	284	118	402
TOTAL MEMBERSHIP			
Active, Inactive, Retired, Beneficiary and Survivor, Dec. 31st, Current Year	868	246	1,114

Annual Statement of the Falmouth Retirement Board for the Year Ended December 31, 2018.

Schedule A: Detail of Accounts Receivable and Accounts Payable

Accounts Receivable	Amount	Original Date
4751 Recovery of Pension from Reinstatement	0.00	
4840 Workers Compensation Settlements	0.00	
4841 Recovery of 91A Overearnings	0.00	
4891 Members Deductions	0.00	
4892 Transfers From Other Systems	0.00	
4893 Member Make Up Payments and Redeposits	0.00	
4900 Member Payments from Rollovers	0.00	
4898 3(8)(c) Reimbursements from Other Systems	0.00	
4899 Received from Commonwealth for COLA and Survivor Benefits	0.00	
4884 Realized Gain on Sale of Investments	0.00	
4894 Pension Fund Appropriation (Current Fiscal Year)	0.00	
4894 Pension Fund Appropriation (Previous Fiscal Year)	0.00	
4890 Contributions Received from Municipality on Account of Military Service	0.00	
4897 Federal Grant Reimbursement	0.00	
4895 Pension Reserve Appropriation	0.00	
Investments Sold But Funds Not Received (list individually)	0.00	
	0.00	
	0.00	
	0.00	
TOTAL RECEIVABLES	0.00	
Accounts Payable		
5316 Actuarial Services	0.00	
5317 Accounting Services	0.00	
5320 Education and Training	0.00	
5757 Refunds to Members	0.00	
5756 Transfers to Other Systems	0.00	
5750 Annuities Paid	0.00	
5759 Option B Refund	0.00	
5751 Pensions Paid	0.00	
5755 3(8)(c) Reimbursements to Other Systems	0.00	
5752 COLAs Paid	0.00	
5753 Chapter 389 Beneficiary Increase Paid	0.00	
4885 Realized Loss on Sale of Investments	0.00	
4890 Return to Municipality for Members Who Withdrew Their Funds	0.00	
5118 Board Members' Stipend	0.00	
5119 Salaries	0.00	
5304 Management Fees	-53,222.57	12/31/2018
5305 Custodial Fees	-21,085.50	12/31/2018
5307 Investment Consultant Fees	-25,000.00	12/31/2018
5308 Legal Expenses	0.00	
5309 Medical Expenses	0.00	
5310 Fiduciary Insurance	0.00	
5311 Service Contracts	-211.19	12/31/2018
5312 Rent Expense	0.00	
5315 Professional Services Expense	0.00	
5589 Administrative Expenses	-1,608.03	12/31/2018
5599 Furniture and Equipment	0.00	
5719 Travel	0.00	
Investments Purchased But Not Paid For (list individually)		
Earnest Partners	-47,296.31	12/31/2018
	0.00	
	0.00	
	0.00	
TOTAL PAYABLES	-148,423.60	